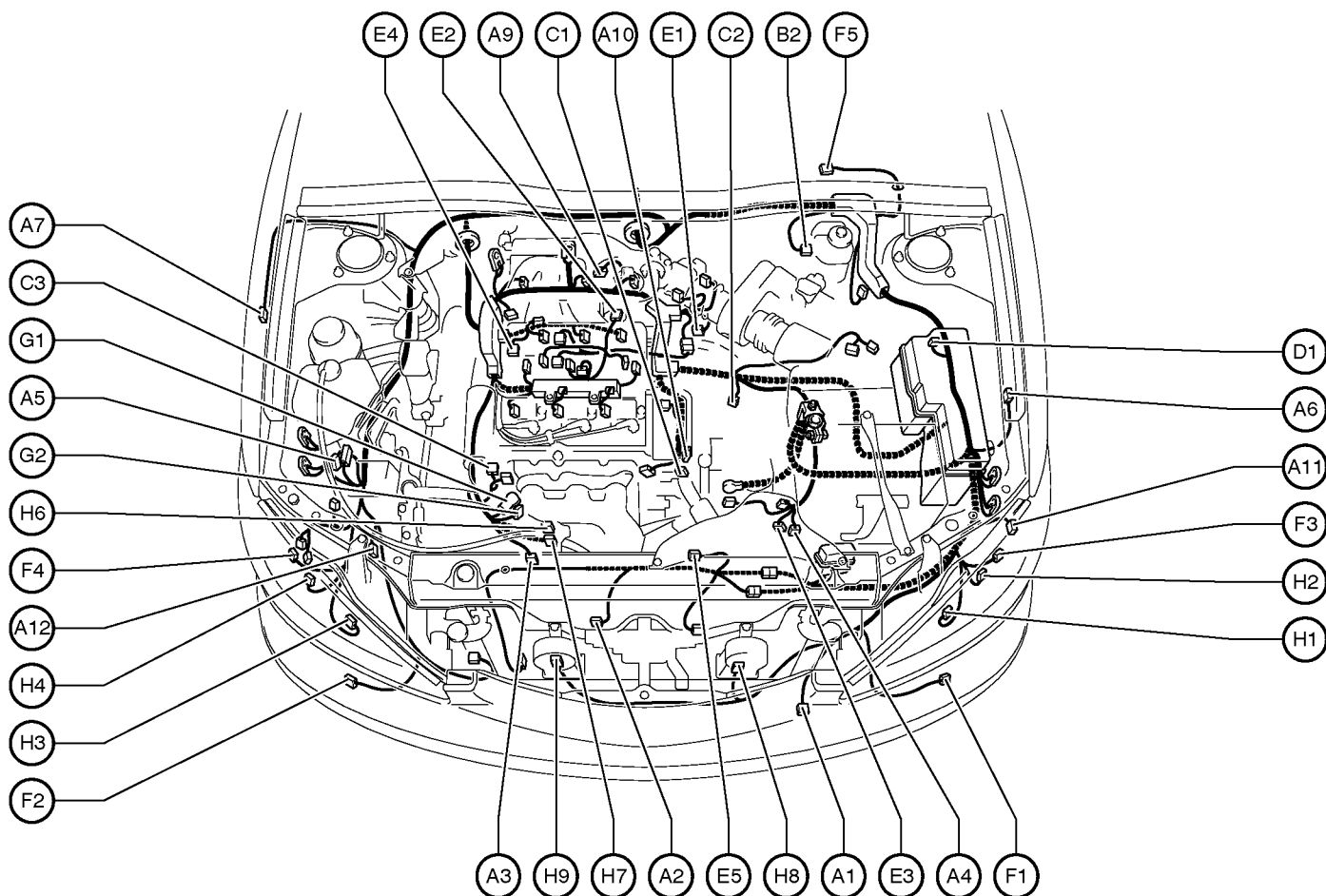


G ELECTRICAL WIRING ROUTING

Position of Parts in Engine Compartment

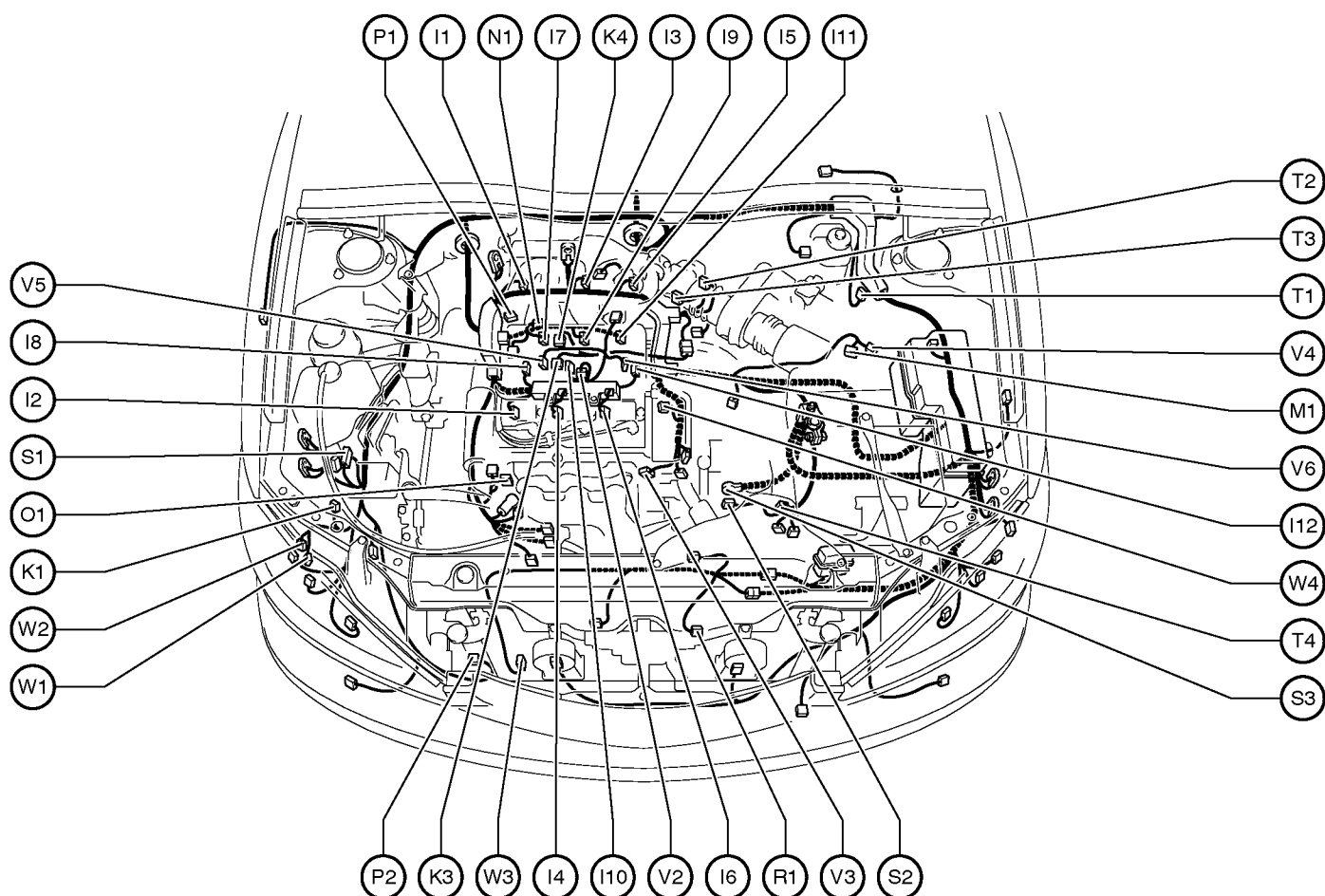
[1MZ-FE]



- | | |
|---|---|
| A 1 A/C Ambient Temp. Sensor | E 1 EGR Gas Temp. Sensor |
| A 2 A/C Condenser Fan Motor | E 2 EGR Valve Position Sensor |
| A 3 A/C Lock Sensor | E 3 Electronically Controlled Transmission Solenoid |
| A 4 A/T Indicator Light SW | E 4 Engine Coolant Temp. Sensor |
| Back-Up Light SW | E 5 Engine Hood Courtesy SW |
| Park/Neutral Position SW | |
| A 5 ABS & BA & TRAC & VSC Actuator | F 1 Front Fog Light LH |
| A 6 ABS Speed Sensor Front LH | F 2 Front Fog Light RH |
| A 7 ABS Speed Sensor Front RH | F 3 Front Parking Light LH |
| A 9 Air Fuel Ratio Sensor (Bank 1 Sensor 1) | Front Turn Signal Light LH |
| A10 Air Fuel Ratio Sensor (Bank 2 Sensor 1) | F 4 Front Parking Light RH |
| A11 Airbag Sensor Front LH | Front Turn Signal Light RH |
| A12 Airbag Sensor Front RH | F 5 Front Wiper Motor |
| | |
| B 2 Brake Fluid Level Warning SW | G 1 Generator |
| | G 2 Generator |
| C 1 Camshaft Position Sensor | H 1 Headlight LH (High) |
| C 2 Counter Gear Speed Sensor | H 2 Headlight LH (Low) |
| C 3 Crankshaft Position Sensor | H 3 Headlight RH (High) |
| | H 4 Headlight RH (Low) |
| D 1 Diode (A/C No.1) | H 6 Heated Oxygen Sensor (Bank 1 Sensor 2) |
| | H 7 Heated Oxygen Sensor (Bank 2 Sensor 2) |
| | H 8 Horn (High) |
| | H 9 Horn (Low) |

Position of Parts in Engine Compartment

[1MZ-FE]



- I 1 Ignition Coil and Igniter No.1
- I 2 Ignition Coil and Igniter No.2
- I 3 Ignition Coil and Igniter No.3
- I 4 Ignition Coil and Igniter No.4
- I 5 Ignition Coil and Igniter No.5
- I 6 Ignition Coil and Igniter No.6
- I 7 Injector No.1
- I 8 Injector No.2
- I 9 Injector No.3
- I 10 Injector No.4
- I 11 Injector No.5
- I 12 Injector No.6

- K 1 Keyless Buzzer
- K 3 Knock Sensor No.1
- K 4 Knock Sensor No.2
- M 1 Mass Air Flow Meter
- N 1 Noise Filter (Ignition)
- O 1 Oil Pressure Sensor

- P 1 Power Steering Oil Pressure SW
- P 2 Pressure SW

- R 1 Radiator Fan Motor

- S 1 Skid Control ECU with Actuator
- S 2 Starter
- S 3 Starter

- T 1 Theft Deterrent Horn
- T 2 Throttle Control Motor
- T 3 Throttle Position Sensor
- T 4 Turbine Speed Sensor

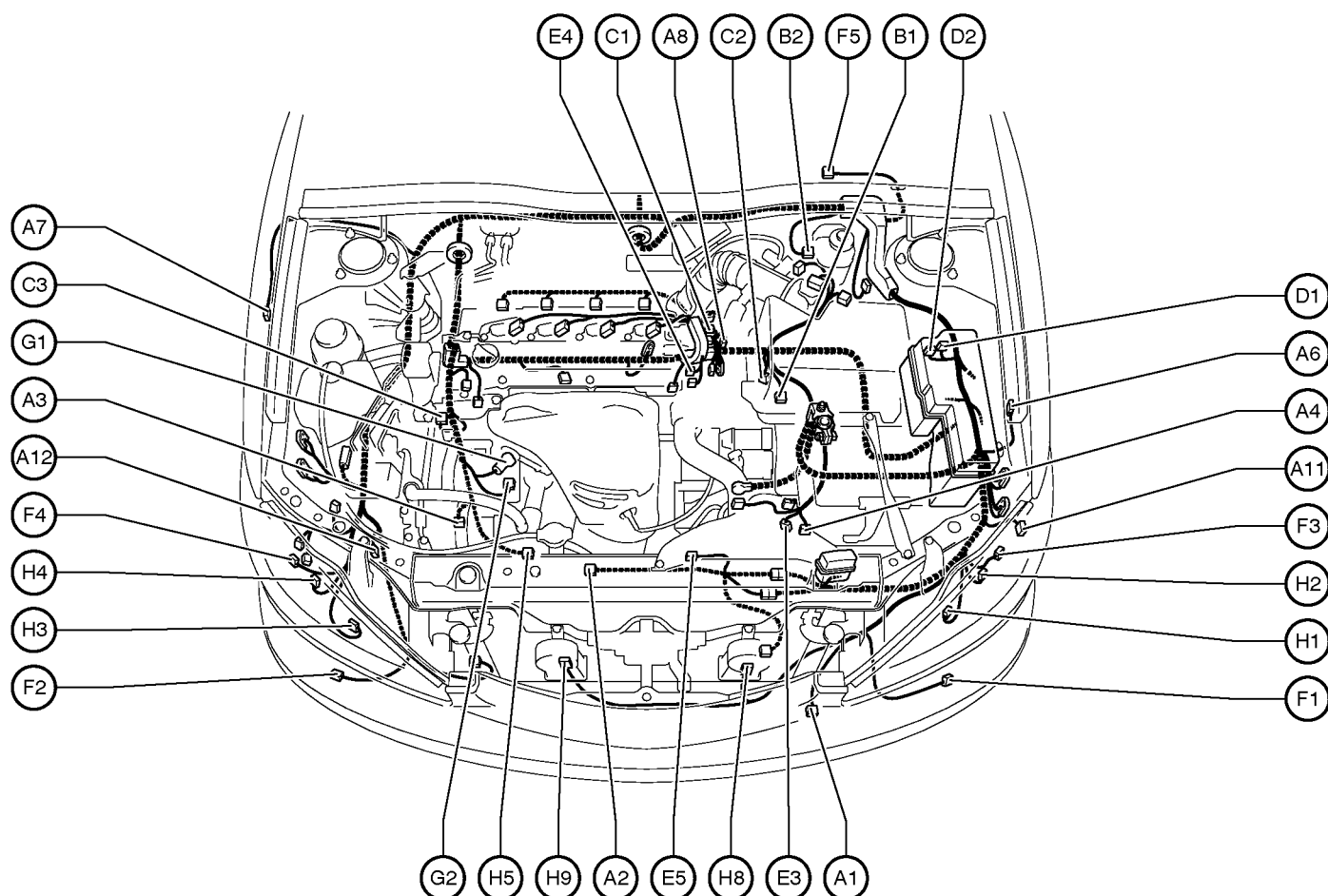
- V 2 VSV (ACIS)
- V 3 VSV (AICV)
- V 4 VSV (Canister Closed Valve)
- V 5 VSV (EGR)
- V 6 VSV (EVAP)

- W 1 Washer Level Sensor
- W 2 Washer Motor
- W 3 Water Temp. SW No.1
- W 4 Water Temp. SW No.2

G ELECTRICAL WIRING ROUTING

Position of Parts in Engine Compartment

[2AZ-FE]



A 1 A/C Ambient Temp. Sensor

A 2 A/C Condenser Fan Motor

A 3 A/C Lock Sensor

A/C Magnetic Clutch

A 4 A/T Indicator Light SW

Back-Up Light SW

Park/Neutral Position SW

A 6 ABS Speed Sensor Front LH

A 7 ABS Speed Sensor Front RH

A 8 Air Fuel Ratio Sensor

A 11 Airbag Sensor Front LH

A 12 Airbag Sensor Front RH

B 1 Back-Up Light SW

B 2 Brake Fluid Level Warning SW

C 1 Camshaft Position Sensor

C 2 Counter Gear Speed Sensor

C 3 Crankshaft Position Sensor

D 1 Diode (A/C No.1)

D 2 Diode (A/C No.2)

E 3 Electronically Controlled Transmission Solenoid

E 4 Engine Coolant Temp. Sensor

E 5 Engine Hood Courtesy SW

F 1 Front Fog Light LH

F 2 Front Fog Light RH

F 3 Front Parking Light LH
Front Turn Signal Light LH

F 4 Front Parking Light RH
Front Turn Signal Light RH

F 5 Front Wiper Motor

G 1 Generator

G 2 Generator

H 1 Headlight LH (High)

H 2 Headlight LH (Low)

H 3 Headlight RH (High)

H 4 Headlight RH (Low)

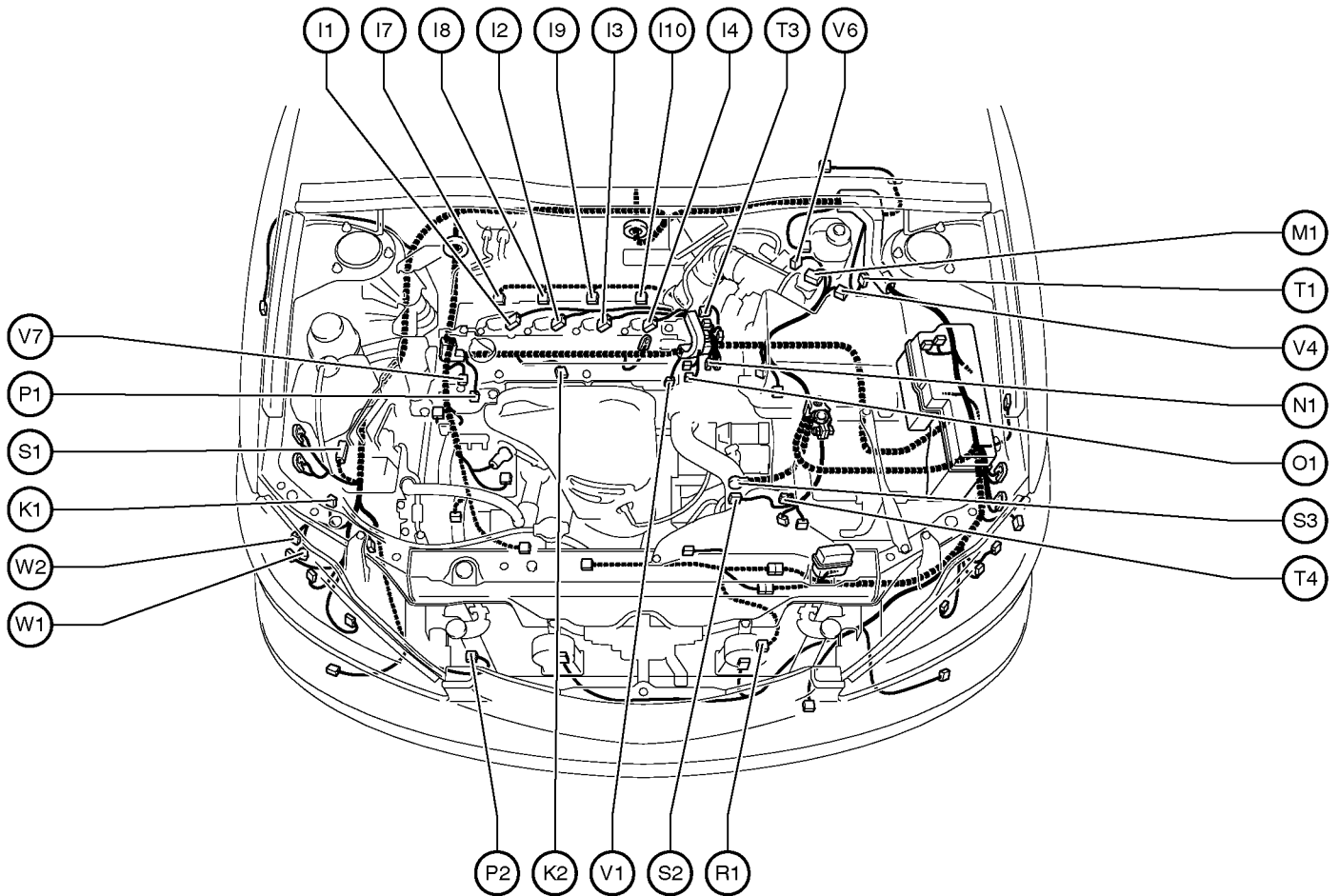
H 5 Heated Oxygen Sensor

H 8 Horn (High)

H 9 Horn (Low)

Position of Parts in Engine Compartment

[2AZ-FE]



I 1 Ignition Coil and Igniter No.1
 I 2 Ignition Coil and Igniter No.2
 I 3 Ignition Coil and Igniter No.3
 I 4 Ignition Coil and Igniter No.4
 I 7 Injector No.1
 I 8 Injector No.2
 I 9 Injector No.3
 I 10 Injector No.4

K 1 Keyless Buzzer
 K 2 Knock Sensor

M 1 Mass Air Flow Meter

N 1 Noise Filter (Ignition)

O 1 Oil Pressure Sensor

P 1 Power Steering Oil Pressure SW
 P 2 Pressure SW

R 1 Radiator Fan Motor

S 1 Skid Control ECU with Actuator
 S 2 Starter
 S 3 Starter

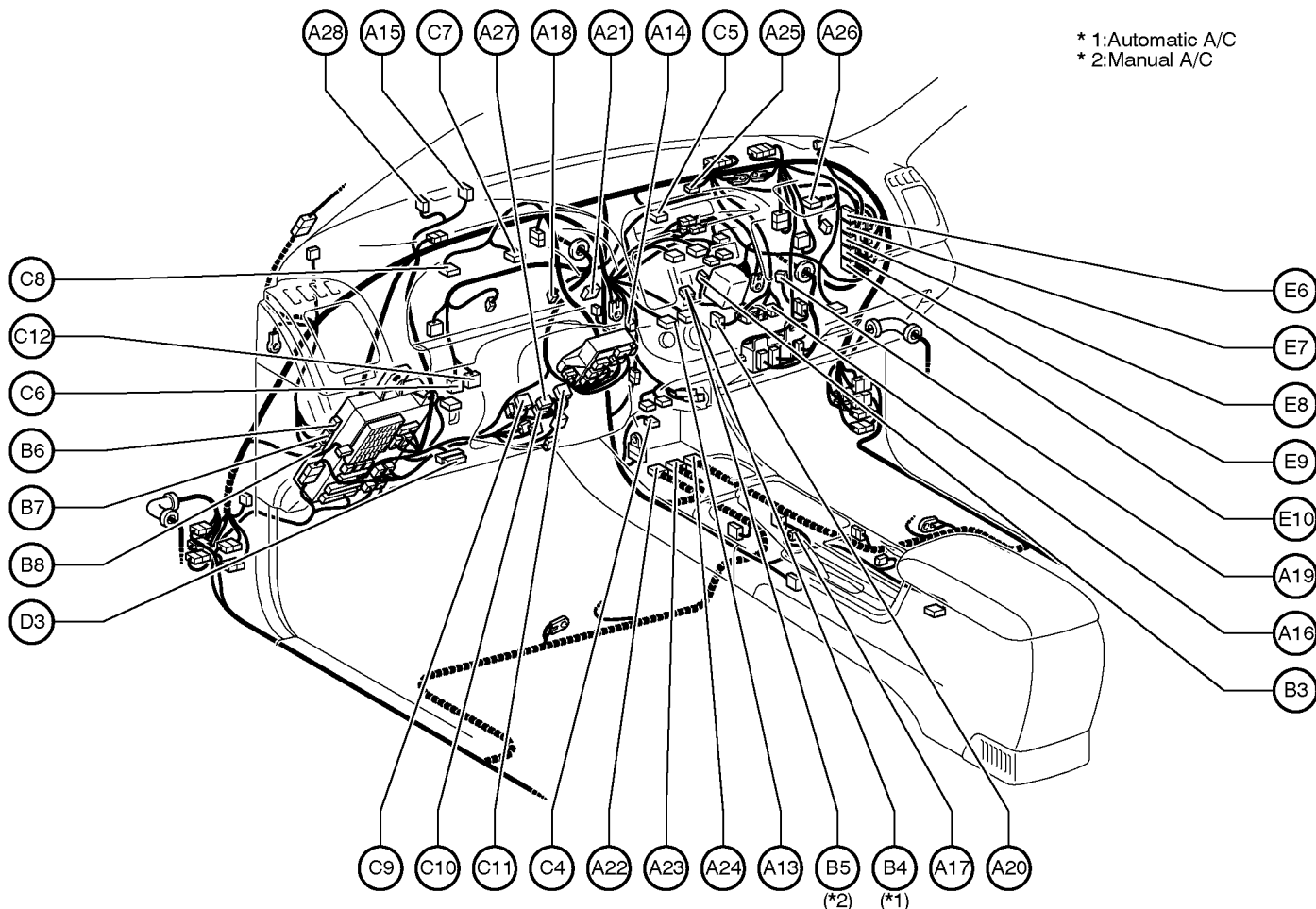
T 1 Theft Deterrent Horn
 T 3 Throttle Position Sensor
 T 4 Turbine Speed Sensor

V 1 Vehicle Speed Sensor (Combination Meter)
 V 4 VSV (Canister Closed Valve)
 V 6 VSV (EVAP)
 V 7 VVT Solenoid

W 1 Washer Level Sensor
 W 2 Washer Motor

G ELECTRICAL WIRING ROUTING

Position of Parts in Instrument Panel



A13 A/C Control Assembly
 A14 A/C Room Temp. Sensor
 A15 A/C Solar Sensor
 A16 A/C Thermistor
 A17 A/T Shift Lever Illumination
 O/D Main SW
 A18 Accelerator Position Sensor
 A19 Air Inlet Control Servo Motor
 A20 Air Mix Control Servo Motor
 A21 Air Vent Mode Servo Motor
 A22 Airbag Sensor Assembly
 A23 Airbag Sensor Assembly
 A24 Airbag Sensor Assembly
 A25 Airbag Squib (Front Passenger Airbag Assembly)
 A26 Airbag Squib (Front Passenger Airbag Assembly)
 A27 Airbag Squib (Steering Wheel Pad)
 A28 Automatic Light Control Sensor

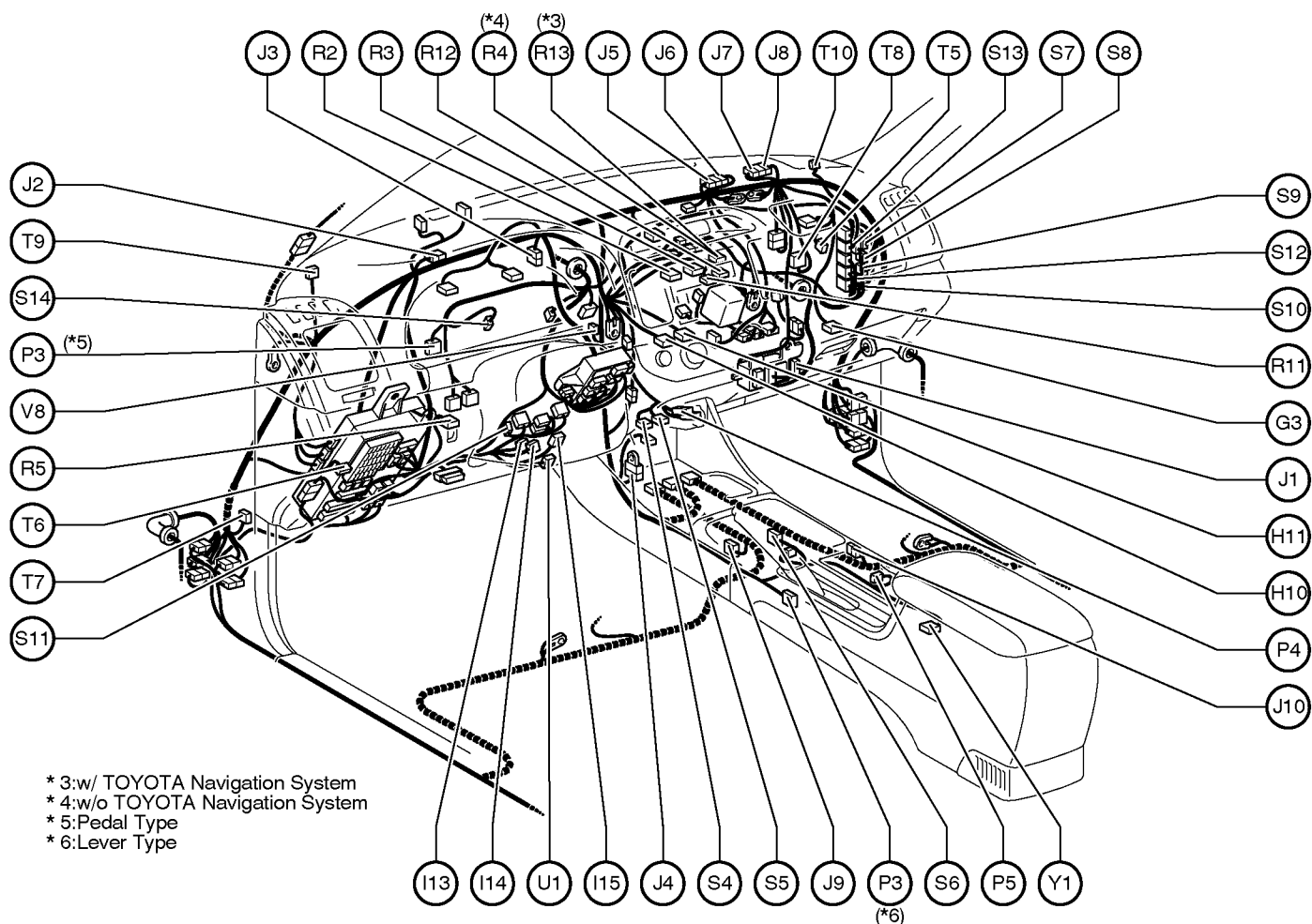
B 3 Blower Motor
 B 4 Blower Motor Controller
 B 5 Blower Resistor
 B 6 Body ECU
 B 7 Body ECU
 B 8 Body ECU

C 4 Cigarette Lighter
 Cigarette Lighter Illumination
 C 5 Clock
 C 6 Clutch Start SW
 C 7 Combination Meter
 C 8 Combination Meter
 C 9 Combination SW
 C10 Combination SW
 C11 Combination SW
 C12 Cruise Control Clutch SW

D 3 Data Link Connector 3

E 6 Engine Control Module
 E 7 Engine Control Module
 E 8 Engine Control Module
 E 9 Engine Control Module
 E10 Engine Control Module

Position of Parts in Instrument Panel



G 3 Glove Box Light and SW

H10 Heater Control SW

H11 Heater Control SW

I 13 Ignition Key Cylinder Light

I 14 Ignition Key Cylinder Light
Transponder Key Amplifier

I 15 Ignition SW

J 1 Junction Connector

J 2 Junction Connector

J 3 Junction Connector

J 4 Junction Connector

J 5 Junction Connector

J 6 Junction Connector

J 7 Junction Connector

J 8 Junction Connector

J 9 Junction Connector

J 10 Junction Connector

P 3 Parking Brake SW

P 4 Power Outlet (Front)

P 5 Power Outlet (Rear)

R 2 Radio and Player

R 3 Radio and Player

R 4 Radio and Player

R 5 Rheostat

R 11 Radio and Player with Display

R 12 Radio and Player with Display

R 13 Radio and Player with Display

S 4 Seat Heater SW (Driver's Seat)

S 5 Seat Heater SW (Front Passenger's Seat)

S 6 Shift Lock Control ECU

S 7 Skid Control ECU

S 8 Skid Control ECU

S 9 Skid Control ECU

S10 Skid Control ECU

S11 Steering Sensor

S12 Stereo Component Amplifier

S13 Stereo Component Amplifier

S14 Stop Light SW

T 5 Theft Deterrent ECU

T 6 TRAC OFF SW

T 7 Turn Signal Flasher Relay

T 8 TVIP ECU

T 9 Tweeter LH

T10 Tweeter RH

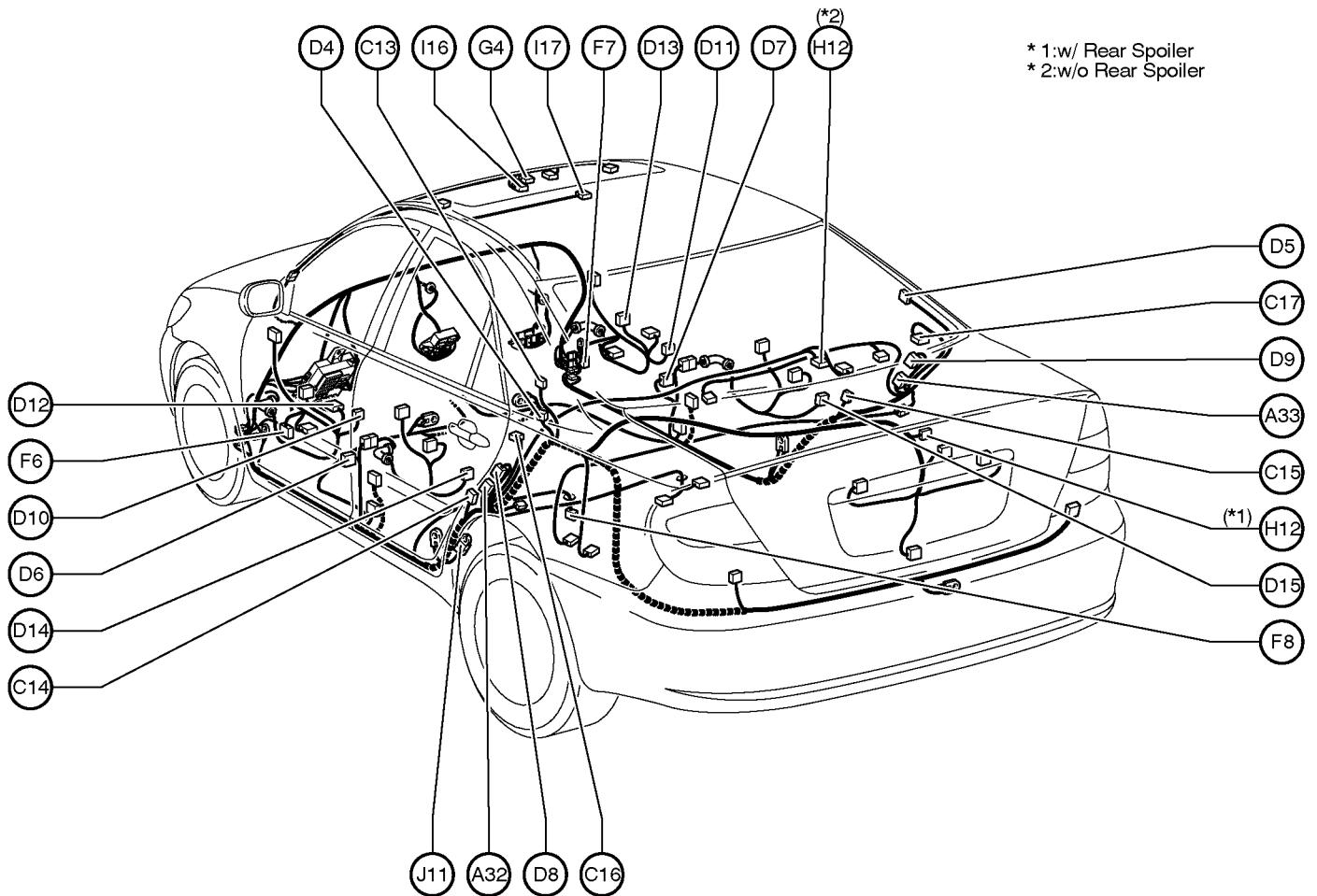
U 1 Unlock Warning SW

V 8 VSC Warning Buzzer

Y 1 Yaw Rate Sensor

G ELECTRICAL WIRING ROUTING

Position of Parts in Body



* 1:w/ Rear Spoiler
* 2:w/o Rear Spoiler

A32 ABS Speed Sensor Rear LH
A33 ABS Speed Sensor Rear RH

C13 Choke Coil
C14 Curtain Shield Airbag Sensor LH
C15 Curtain Shield Airbag Sensor RH
C16 Curtain Shield Airbag Squib LH
C17 Curtain Shield Airbag Squib RH

D 4 Diode
D 5 Door Control Receiver
D 6 Door Courtesy SW Front LH
D 7 Door Courtesy SW Front RH
D 8 Door Courtesy SW Rear LH
D 9 Door Courtesy SW Rear RH
D10 Door Key Lock and Unlock SW Front LH
Door Lock Motor Front LH
Door Unlock Detection SW Front LH
D11 Door Key Lock and Unlock SW Front RH
Door Lock Motor Front RH
Door Unlock Detection SW Front RH
D12 Door Lock Control SW Front LH
Power Window Master SW

D13 Door Lock Control SW RH
D14 Door Lock Motor Rear LH
Door Unlock Detection SW Rear LH
D15 Door Lock Motor Rear RH
Door Unlock Detection SW Rear RH

F 6 Front Door Speaker LH
F 7 Front Door Speaker RH
F 8 Fuel Pump
Fuel Sender

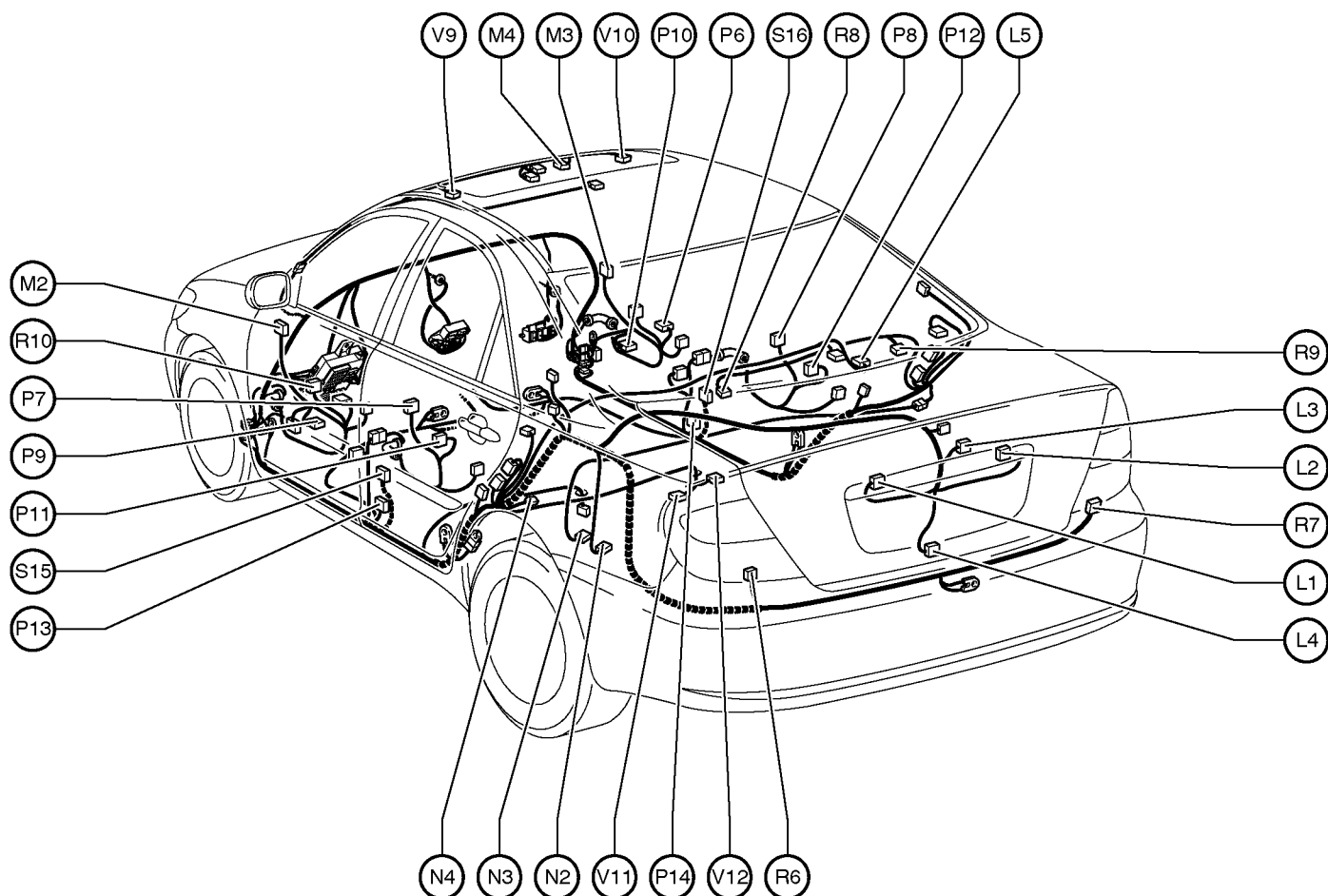
G 4 Garage Door Opener
Moon Roof Control SW
Personal Light

H12 High Mounted Stop Light

I 16 Inner Mirror
I 17 Interior Light

J 11 Junction Connector

Position of Parts in Body



L 1 License Plate Light LH
 L 2 License Plate Light RH
 L 3 Luggage Compartment Door Key Unlock SW
 L 4 Luggage Compartment Door Opener Motor
 Luggage Compartment Light SW
 L 5 Luggage Compartment Light

M 2 Mirror Heater LH
 Remote Control Mirror LH
 M 3 Mirror Heater RH
 Remote Control Mirror RH
 M 4 Moon Roof Control ECU and Motor

N 2 Navigation ECU
 N 3 Navigation ECU
 N 4 Noise Filter

P 6 Power Window Control SW Front RH
 P 7 Power Window Control SW Rear LH
 P 8 Power Window Control SW Rear RH
 P 9 Power Window Motor Front LH
 P10 Power Window Motor Front RH
 P11 Power Window Motor Rear LH
 P12 Power Window Motor Rear RH
 P13 Pretensioner LH
 P14 Pretensioner RH

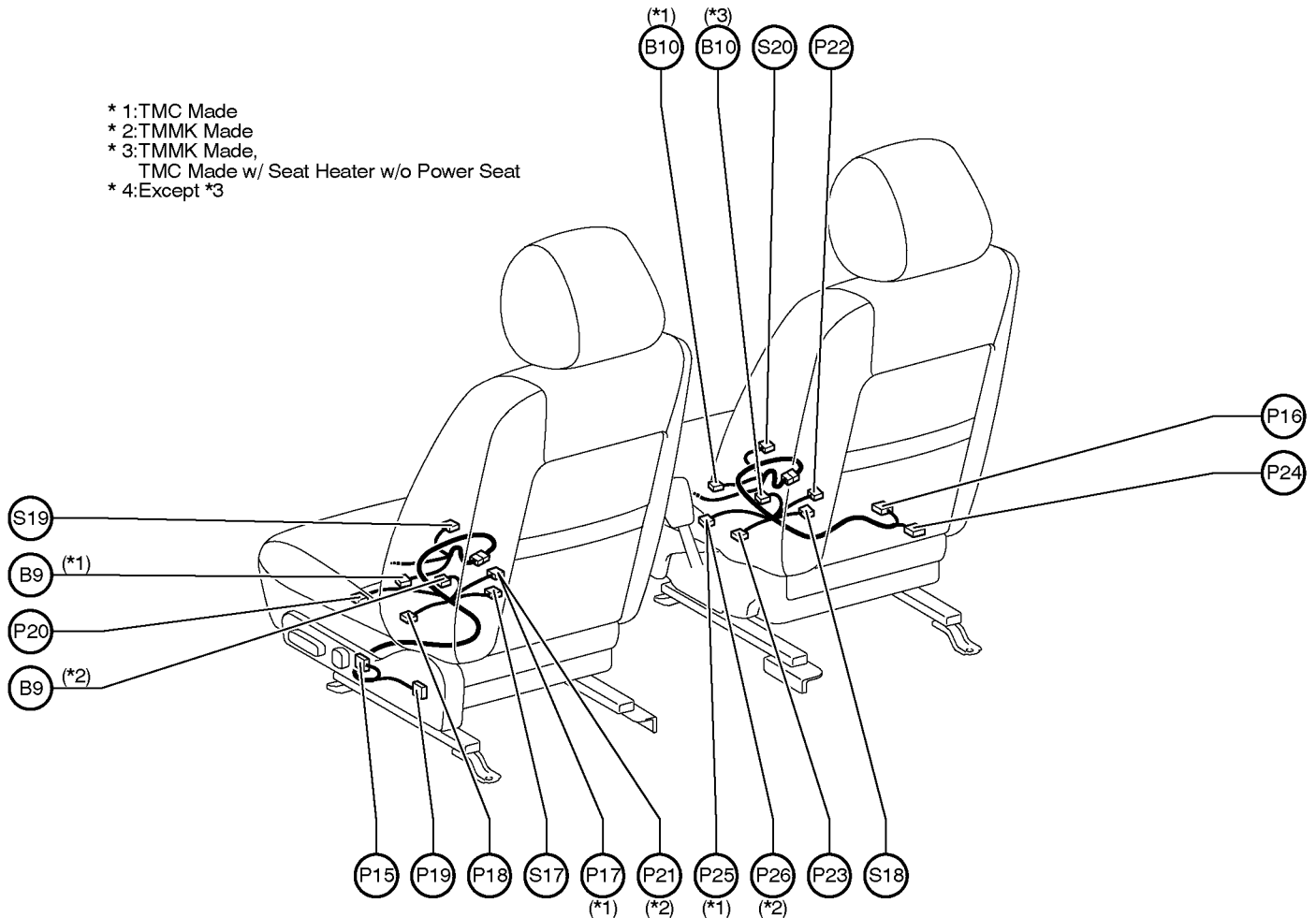
R 6 Rear Combination Light LH
 R 7 Rear Combination Light RH
 R 8 Rear Speaker LH
 R 9 Rear Speaker RH
 R10 Remote Control Mirror SW

S15 Side Airbag Sensor LH
 S16 Side Airbag Sensor RH

V 9 Vanity Light LH
 V10 Vanity Light RH
 V11 Vapor Pressure Sensor
 V12 VSV (Pressure Switching Valve)

G ELECTRICAL WIRING ROUTING

Position of Parts in Seat



B 9 Buckle SW LH
 B10 Buckle SW RH
 Occupant Detection Sensor

S17 Seat Heater LH
 S18 Seat Heater RH
 S19 Side Airbag Squib LH
 S20 Side Airbag Squib RH

P15 Power Seat Control SW (Driver's Seat)
 P16 Power Seat Control SW (Front Passenger's Seat)
 P17 Power Seat Motor (Driver's Seat Front Vertical Control)
 P18 Power Seat Motor (Driver's Seat Lifter Control)
 P19 Power Seat Motor (Driver's Seat Reclining Control)
 P20 Power Seat Motor (Driver's Seat Slide Control)
 P21 Power Seat Motor (Driver's Seat)
 P22 Power Seat Motor
 (Front Passenger's Seat Front Vertical Control)
 P23 Power Seat Motor
 (Front Passenger's Seat Lifter Control)
 P24 Power Seat Motor
 (Front Passenger's Seat Reclining Control)
 P25 Power Seat Motor
 (Front Passenger's Seat Slide Control)
 P26 Power Seat Motor (Front Passenger's Seat)

